



Marks associated with BABT Certification Schemes

BABT is the telecommunications certification body of



Contents

1.	Introduction	4
2.	Definitions	4
3.	Overview of Schemes and associated marks.	4
4.	Accreditation Marks	4
4.1	General	4
4.2	UKAS.....	5
5.	Regulatory and Certification Marks	6
5.1	BABT Approved Mark.....	6
5.2	BABT Safety Certification Mark	6
5.3	CE Mark.....	6
5.4	Marine Equipment Directive Marking	7
5.4.1	Marine Equipment Directive Wheelmark	7
5.4.2	US Coast Guard Marking for certain marine Products.....	7
5.5	FCC Marks	8
5.6	Industry Canada Marks	8
6.	Marks associated with the ISO9000 Scheme.....	8
6.1	BABT Approved Mark on its own.....	8
6.2	BABT Approved Mark with UKAS mark.....	8
7.	Marks associated with the PQC Scheme	9
7.1	BABT Approved Mark.....	9
8.	Marks associated with the RoHS Ready QMS Scheme.....	9
8.1	BABT Approved Mark.....	9
9.	Marks associated with the R&TTE	9
9.1	Mark for Telecommunications products and radio products using harmonised frequencies.....	9
9.2	Mark for Radio products using non-harmonised frequencies	10
10.	Marks associated with the LVD and EMC Directives	10
11.	Marks associated with the Safety Certification Schemes.....	10
11.1	Marks available for Entire products and stand-alone power supplies	10
11.1.1	BABT Approved Mark.....	10
11.1.2	BABT Approved Mark with UKAS accreditation mark.....	10
11.1.3	BABT Safety Mark.....	11
11.2	Marks available for Sub-assemblies and Components.....	11
11.2.1	BABT Safety Certification Mark	11
11.2.2	BABT Safety Certification Mark with UKAS accreditation mark	11
12.	Marks associated with the CNC Scheme	11
12.1	BABT Approved Mark.....	11
12.2	BABT Approved Mark with UKAS Accreditation Mark	12
13.	Japanese Radio Approval Mark	12
13.1	Overall Mark.....	12
13.2	Approval Mark.....	13
13.3	Symbol.....	13
13.4	Approval Identifier	13



13.5	Additional information and examples.....	13
14.	Metering and Billing Marks	14
14.1	Metering and Billing Scheme.....	14
14.1.1	BABT Approved Mark.....	14
14.1.2	BABT Approved Mark with UKAS Accreditation Mark	14
15.	Composite BABT Approved Marks.....	14

1. Introduction

This document defines the marks associated with various BABT Certification schemes with details of dimensioning and formats.

This document should be read in conjunction with the BABT Certification regulations which includes the general rules on their use.

2. Definitions

Accreditation Mark	means the appropriate mark of the relevant accreditation body. This must be shown with our accreditation number and complete with the holder’s certificate number
Certification Mark	means the relevant mark appropriate to the certification scheme issued in accordance with the certification regulations.

3. Overview of Schemes and associated marks.

The following BABT Certification schemes have the following marks associated:

Scheme	Regulatory Mark	Accreditation Mark	BABT Mark	Comment
ISO9000	N/a	UKAS	Approved	
PQC	N/a	None	Approved	
RoHS Ready (PQC)	N/a	None	Approved	
R&TTE Annex III	CE	None	N/a	
R&TTE Annex IV	CE	None	N/a	
R&TTE Annex V	CE	None	N/a	
Marine Equipment Directive	Wheelmark	None	N/a	
EMC Competent Body	CE	None	N/a	
LVD Notified Body	CE	None	N/a	
Metering and Billing Approval	none	UKAS	Approved	Contact BABT for information
Safety Certification	N/a	UKAS	Approved or Tick	
CNC	N/a	UKAS	Approved	
Japanese Radio Device Approval	Japan Radio	None	N/a	
US Radio/EMC TCB Certification	FCC id	None	N/a	
US Telephony TCB Certification	ACTA number	None	N/a	
US EMC TCF Audit	None	None	N/a	Marking must not look like FCC Id.

Images of the most common marks may be requested from the BABT web site: <http://www.BABT.com> .

Note: Copies of these marks are only supplied to Applicants for or Certificate holders of the relevant schemes.

4. Accreditation Marks

4.1 General

Wherever practicable BABT obtains accreditation from an appropriate accreditation body for our certification schemes. Currently BABT holds accreditation from UKAS for a number of the schemes. Additionally UKAS assess BABT on-behalf of the UK government for all the regulatory appointments held by BABT.

Use of any mark associated with BABT Schemes is subject to the following conditions additional to those specified in the BABT Certification regulations:

1. The Holder may only use an Accreditation Mark subject to their holding a BABT Certificate that itself includes such marking to indicate that certification scheme is accredited.

2. Certification or Accreditation Marks shall not be used in any way that might give the wrong impression about the status of the accredited organization.
3. Holders of certificates issued by BABT may use the appropriate mark, on stationery and publicity material or other items relevant to their certificate. The accreditation mark is only permitted to be used in conjunction with the appropriate BABT mark.
4. The term ‘publicity material’ shall not include notices, labels, documents or written announcements affixed to or otherwise appearing on goods or products, unless the goods or products are Certified Equipment or have been manufactured under an accredited product conformity scheme. This restriction also applies to primary packaging and promotional products.
5. Holders of accredited certificates may use the appropriate BABT mark without the accreditation mark if they wish.
6. The Holder of accredited Certified System Certificates may use the Certification and Accreditation Marks on stationery, display notices, price lists, trade literature and press advertisements provided that such use of these marks alone does not imply that product or products have been approved or certified by BABT.
7. The Holder of accredited Product Certificates may only use the Certification and Accreditation Marks on stationery, display notices, price lists, trade literature and press advertisements provided that such use of these marks clearly indicates that it applies to the Certified Equipment.
8. Certification and Accreditation marks shall only be used in the form and dimensions as defined in this document.
9. Accreditation Marks shall not be displayed on vehicles, except in publicity material containing an accreditation mark as part of a larger advertisement, provided the Mark is used in the publicity material in accordance with the conditions in specified in this clause.
10. Accreditation Marks shall not be displayed on buildings and flags. Marks may be displayed on internal walls and doors and on exhibition stands.
11. Holders may use a BABT Mark associated with a Certified System Certificate on vehicles, buildings and flags as long as it is not used in conjunction with the Accreditation Mark except as permitted in this clause.
12. A Holder shall at all times satisfy BABT that the Accreditation and BABT Marks have been properly used.
13. On withdrawal or surrender of a Certificate or upon the determination against the Holder of an appeal regarding such withdrawal, all material upon which the BABT and Accreditation Marks appears shall either have the marks obliterated or be disposed of to BABT’s satisfaction.

4.2 UKAS

BABT has obtained UKAS accreditation for a number of schemes.

The following rules are extracted from the UKAS document : “Use of National Accreditation Marks ” which is obtainable from <http://www.ukas.com> under Technical Publications as URN 09/1090.



Example of UKAS Mark

The marks shall be displayed only in the appropriate form, size and colour detailed in these regulations. When the mark is printed on an unfolded portion of A4 size stationery, it shall be displayed in a size no larger than 30mm high. On larger portions of unfolded stationery the size may be proportionately increased. Accreditation marks shall normally have a minimum height (excluding the certificate number) of 20mm. Any enlargement or reduction shall retain the same proportions as the masters. The UKAS Accreditation number for BABT (“172”) shall be printed centrally under the accreditation mark and replace the “000” in this example.

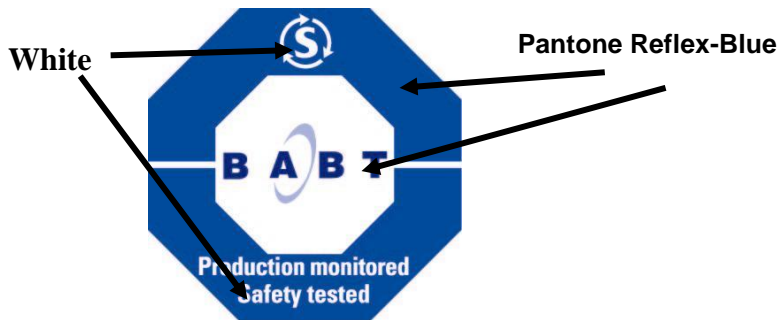
The accreditation mark and the certificate number shall be considered as a single entity for purposes of enlargement or reduction. In exceptional circumstances, which are usually dictated by reason of space limitation or cost, the marks may be reproduced at a reduced height but must, in the opinion of the accreditation body, be legible with no infilling.

The certification and accreditation mark shall be normally printed in a single colour, which should be the predominant ink colour or, in the case of pre-printed stationery, the predominant colour of the stationery. Embossed, relief or die-stamped versions may be used and they may be reproduced as water marks.

5. Regulatory and Certification Marks

5.1 BABT Approved Mark


Any size of marking is acceptable, as long as it recognizable. In the case of marks under 5mm high, a stylised mark can be used. For a small product, the mark may be printed or embossed as a simple octagon containing the logo without the segment statements appearing.



The colour of the mark should be reflex blue or pan-tone 293, the lighter blue of the ellipse is a 40% tint of the pan-tone 293.

Alternatively for printed material the mark may be in black and white

5.2 BABT Safety Certification Mark




Any size of marking is acceptable, as long as it recognizable. In the case of marks under 5mm high, a stylised mark can be used. The blue colour of the mark should be reflex blue or pan-tone 2758; with the stars in pantone yellow. Alternatively for printed material the mark may be in black and white

5.3 CE Mark

The requirements and format of the CE mark are detailed in Council Directive 93/68/EEC and in the R&TTE Directive (1999/05/EC). The following extract is derived from these directives.

The CE conformity marking must consist of the initials "CE" taking the following form:



If the CE marking is reduced or enlarged, the proportions given in the graduated drawing must be respected.

The CE marking must have a height of at least 5 mm except where this is not possible on account of the nature of the apparatus.

The CE marking must be affixed to the product or to its data plate. Additionally it must be affixed to the packaging, if any, and to the accompanying documents.

The CE marking must be affixed visibly, legibly and indelibly

Note: The CE Mark may only be used where the equipment meets all applicable directives for the intended use.

Refer to the section defining the particular marks for each directive for any the additional marking requirements.

5.4 Marine Equipment Directive Marking

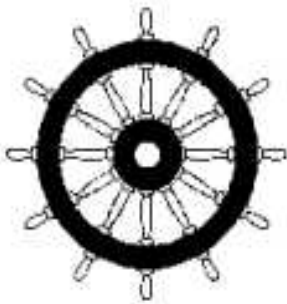
5.4.1 Marine Equipment Directive Wheelmark

The formal definition and size constraint of the mark are given in MSN 1734 Annex C. The Wheel mark in respect of the Directive shall be applied only to equipment for which a Declaration of Conformity exists and one of the following have been issued:

- A valid Certificate of Conformity after compliance with the appropriate requirements Module B (Type examination) and Production Quality Assurance (Module D);
- A valid Certificate of Conformity after compliance with the appropriate requirements Module B (Type examination) and Product Quality Assurance (Module E) ;
- a valid Product Verification Certificate following a Module B Certificate (Module F);
- a Valid Unit Verification Certificate (Module G).

Note: The Wheel Mark should not be applied solely as a result of a Module B (Type Examination Certificate).

The Wheel mark shall be followed by number of the Notified Body which has issued the Continuing Compliance Certificate. The BABT notified body number is given in the example below. The characters “yy” shall be replaced by the last 2 digits of the year in which the Wheel mark was affixed to the product.



0168 yy

5.4.2 US Coast Guard Marking for certain marine Products

BABT may issue a US Coast Guard number for certain Navigation products.

This mark may only be used where the Marine Equipment Directive Certificate of Conformity, Module F or Module G Certificate includes the required information.

Where BABT is the only Notified Body involved in the compliance (i.e. Performed Module G, or Module B plus one of Modules D,E, or F) the mark takes the following form:

Required wording	USCG Approval Category	BABT NB identification	BABT Certificate of Compliance number
USCG Approval Number:	164.xxx	/EC0168	/BABT-MEDxxxxxx

For example an AIS system approved using Modules B plus F would have the following marking:

USCG Approval Number: 164.155/EC0168/BABT-MED010001

where MED010001 is the Module F Certificate number.

Where a different Notified Body has performed one of the required modules please refer to BABT for advice.

5.5 FCC Marks

The FCC has no specific mark associated with USA approvals. However there are labelling requirements which differ according to the approvals route and section of 47 CFR applicable to the equipment.

In particular the following rules should be considered:

- For Intentional and Unintentional radiators subject to the Certification approvals route FCC 47 CFR 2.925 and 2.926 ;
- For Intentional and Unintentional radiators subject to the Verification approvals route FCC 47 CFR 2.954;
- For Intentional and Unintentional radiators subject to the Declaration of Conformity approvals route FCC 47 CFR 2.1074;
- For Intentional and Unintentional radiators subject to the FCC 47 CFR Part 15 then FCC 47 CFR 15.19 additionally applies.

5.6 Industry Canada Marks

Industry Canada has no specific mark associated with Canadian approvals. However there are labelling requirements which differ a little according to the Equipment Type. In particular the following rules should be considered:

- RSP-100 Clause 4 which defines the rules for the IC number;
- RSS-GEN Clause 5.2 which defines additional information.

6. Marks associated with the ISO9000 Scheme

Holders of a BABT ISO9000 certificate may use these marks under the following conditions:

6.1 BABT Approved Mark on its own



This mark (without any accreditation mark) may be used within the constraints of this document and the Certification regulations.

6.2 BABT Approved Mark with UKAS mark



This mark may be used where the Certificate bears the UKAS logo. The BABT UKAS Certification Body accreditation number “172” must be displayed under the UKAS logo and be proportionate in size with the lettering on the logo.

Under the BABT Approved Mark the words “<<Certificate number>>” should be replaced by their BABT Certificate number.

The BABT logo should be same height as the UKAS Logo

7. Marks associated with the PQC Scheme

Holders of a BABT PQC certificate may use these marks under the following conditions:

7.1 *BABT Approved Mark*



This mark (without any accreditation mark) may be used within the constraints of this document and the Certification regulations.

8. Marks associated with the RoHS Ready QMS Scheme

Holders of a BABT RoHS Ready QMS certificate may use these marks under the following conditions:

8.1 *BABT Approved Mark*



This mark (without any accreditation mark) may be used within the constraints of this document and the Certification regulations.

9. Marks associated with the R&TTE

Where BABT is involved as a notified body in establishing compliance with the R&TTE the following marks (as appropriate) shall be applied to products marketed within the EU.

These marks apply equally to products following the Annex IV or Quality Systems following the Annex V route.

9.1 *Mark for Telecommunications products and radio products using harmonised frequencies*

CE0168

This mark is to be used for telecommunications products and products using harmonised frequencies. The BABT Notified body number “0168” should be the same height as the “CE” mark.

9.2 Mark for Radio products using non-harmonised frequencies

CE0168!

This mark is to be used for “Class 2” radio products using frequency bands which are not harmonised throughout the community. The BABT Notified Body number “0168” and the equipment class identifier should be the same height as the “CE” mark. Details of the equipment class identifier mark can be obtained from Commission Decision 2000/299/EC. This mark should only be used on equipment referred to as “Class 2” equipment in Article 1 of Decision 2000/299/EC.

10. Marks associated with the LVD and EMC Directives

The “CE” mark as defined earlier should be used for equipment which meets the LVD and/or EMC. The BABT notified body number should not be displayed where BABT acts under these directives. However Marketing literature may make reference to any statements from BABT.

11. Marks associated with the Safety Certification Schemes

There are a number of differing marks and combinations of marks available for items covered by BABT Safety certificates.


11.1 Marks available for Entire products and stand-alone power supplies

The following marks may be used :

11.1.1 BABT Approved Mark



11.1.2 BABT Approved Mark with UKAS accreditation mark



This mark may be used where the Certificate bears the UKAS logo. The BABT UKAS Certification Body accreditation number “172” must be displayed under the UKAS logo and be proportionate in size with the lettering on the logo.

Under the Octagon the words “<<Certificate number>>” should be replaced by the BABT Certificate number of the product.

The BABT logo should to be same height as the UKAS Logo

11.1.3 BABT Safety Mark

Exceptionally the BABT Safety mark (with or without accreditation marks) may be used on Entire products or Stand-alone. In particular this may aid in consistent marking for stand-alone power supplies which are also available as sub-assemblies.

11.2 Marks available for Sub-assemblies and Components

The following marks may be used :

11.2.1 BABT Safety Certification Mark



11.2.2 BABT Safety Certification Mark with UKAS accreditation mark



This mark may be used where the Certificate bears the UKAS logo. The BABT UKAS Certification Body accreditation number “172” must be displayed under the UKAS logo and be proportionate in size with the lettering on the logo.

Under the Octagon the words “<<Certificate number>>” should be replaced by the BABT Certificate number of the product.

The BABT logo should be same height as the UKAS Logo

12. Marks associated with the CNC Scheme

The following marks may be used associated with the CNC scheme

12.1 BABT Approved Mark



Where the production facility is covered by a BABT PQC or a BABT ISO9000 the appropriate segment may be added to this mark. This also applies to the Approved marks with the accreditation marks. Apply to BABT Customer Service for details.

12.2 BABT Approved Mark with UKAS Accreditation Mark



This mark may be used where the Certificate bears the UKAS logo. The BABT UKAS Certification Body accreditation number “172” must be displayed under the UKAS logo and be proportionate in size with the lettering on the logo.

Under the Octagon the words “<<Certificate number>>” should be replaced by the BABT Certificate number of the product.

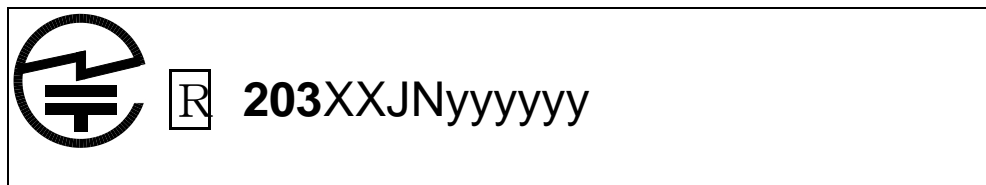
The BABT logo should be same height as the UKAS Logo

13. Japanese Radio Approval Mark

13.1 Overall Mark

Where BABT, as a Japanese Registered Foreign Conformity Assessment Body, grants an approval for specified radio equipment the product must be marked with the appropriate marking. Specified radio equipment certified as complying with the technical regulations by European CABs is required to bear the Mark in accordance with the MPHPT Ordinance No.146, 2001: Ordinance on the Mark, etc. based on the Law for Implementation of the Mutual Recognition between Japan and the European Community and the Republic of Singapore in Relation to Conformity Assessment of Specified Equipment.

The Mark shall be accompanied by the appropriate symbol and the identification code, and take the following form:

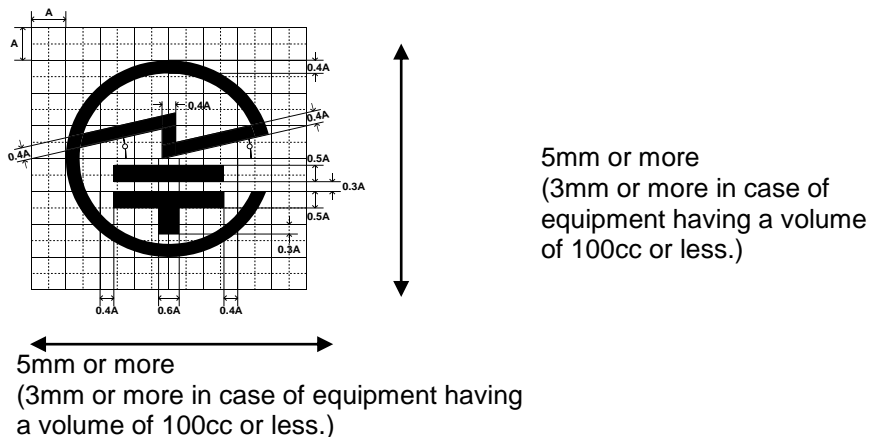


There are three parts to this mark:

- Japanese Approval Mark
- Symbol
- Approval identifier

13.2 Approval Mark

The size of the Mark shall be 5 mm or more in diameter. In case of terminal equipment or specified radio equipment having a volume of 100 cc or less, the size shall be 3 mm or more in diameter



13.3 Symbol

The Symbol must follow the Approval Mark. This symbol is required for all Specified Radio equipment approvals

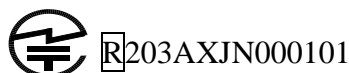
13.4 Approval Identifier

This is made up of 3 elements as follows:

- CAB identifier { BABT is 203}
- Category of Equipment. The fourth character or fourth and fifth characters of ID-code show the category of specified radio equipment. This should be confirmed with BABT.
- Conformity Assessment number {which is the BABT Certificate number in the format JNyyyyyy where yyyyyy is the number}

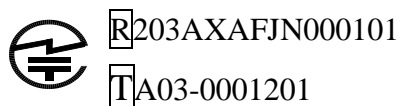
13.5 Additional information and examples.

The Symbol and Approval identifier relate to a particular transmitter
The following is an example of the mark for a single Transmitter

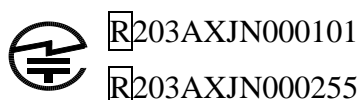


Equipment with a network connection also requires a Terminal equipment approval. This must be obtained from a suitably appointed CAB. **Note: BABT is NOT a CAB under the Telecommunications Law and our CAB number must NOT be used for any Terminal Equipment approval.**

Such equipment must list the symbols and approval identifiers for each approval against a single Approval mark. The following is an example of the mark for such equipment



Equipment with more than one transmitter will need to list the particular information related to each transmitter against a single Approval Mark.



14. Metering and Billing Marks

14.1 Metering and Billing Scheme


The following marks may be used associated with the Metering and Billing scheme

14.1.1 BABT Approved Mark



Where the Company also holds a BABT ISO9000 Certification the appropriate segment may be added to this mark.
Apply to BABT Customer Service for details.

14.1.2 BABT Approved Mark with UKAS Accreditation Mark



This mark may be used where the Certificate bears the UKAS logo. The BABT UKAS Certification Body accreditation number "172" must be displayed under the UKAS logo and be proportionate in size with the lettering on the logo.

Under the Octagon the words "<<Certificate number>>" should be replaced by the BABT Certificate number of the TMBS .

The BABT logo should be same height as the UKAS Logo

15. Composite BABT Approved Marks

Where a product is covered by more than one BABT product certificate, or where the product is manufactured in a BABT Certified facility a composite mark may be applied.

For procedural reasons this has to be administered separately from the single segment marks which are directly associated with a single certificate.

The following are examples of composite marks;



CNC supported by a PQC Certificate



Product with EMC, Safety and CNC Certificate supported by a BABT ISO 9000

Where you wish to make use of a composite mark you should apply to BABT for a licence. BABT will advise you of segments and mark design appropriate to the various certificates you hold, and the associated fee.